

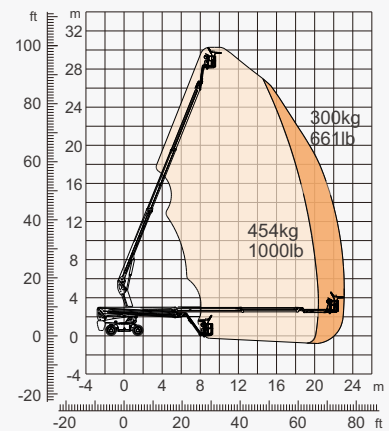
SPECIFICATIONS

Size	Metric	British
Max. Working Height	30.20m	99ft 1in
Max. Platform Height	28.20m	92ft 6in
Max. Operating Range(+0.6m)	23.00m	75ft 6in
Max. Platform Range	22.40m	73ft 6in
Overall Length(Stowed) A	12.30m	40ft 4in
Overall Length(Transport)	12.00m	39ft 4in
Overall Width(Stowed) B	2.50m	8ft 2in
Overall Width(Transport)	2.28m	7ft 6in
Overall Height(Stowed) C	2.87m	9ft 5in
Overall Height(Transport)	2.59m	8ft 6in
Platform Size(Length×Width)	2.44m×0.91m	8ft×3ft
Turntable Tailswing	1.61m	5ft 3in
Ground Clearance D	0.41m	1ft 4in
Wheelbase E	2.80m	9ft 2in
Turning Radius(Inside/Outside)	1.87m/3.22m	6ft 2in/10ft 7in
Tyres	385/45-28	385/45-28

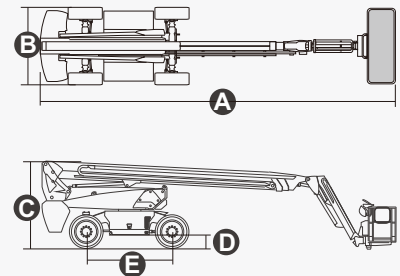
Performance		
S.W.L(Unrestricted/Restricted)	300kg/454kg	661lb/1000lb
Max. Occupants	3	3
Gradeability	30%	30%
Travel Speed(Stowed)	6.0km/h	3.7mph
Travel Speed(Raised)	1.1km/h	0.7mph
Max. Working Slope	X-5°/Y-5°	X-5°/Y-5°
Turret Rotation	360°Continuous	360°Continuous
Platform Rotation	180°	180°
Jib Movement	135°	135°

Weight		
Overall Weight	18900kg	41667lb

Power		
Lithium Battery	80V/520Ah	80V/520Ah
Emergency Power System	12V	12V
Driving Motor	54VAC/18kW	54VAC/18kW
Hydraulic Tank	165L	43gal



Range Of Motion



FEATURES

Standard Items

- 2.31m (7ft 7in) Jib
- Front Oscillating Axle
- Four-Wheel Steering
- Four-Wheel Drive
- Self-Leveling Platform
- 180° Left And Right Swing Platform
- Proportional Joystick Controls
- Thumb Rocker Steer
- Drive Enable
- Ac Power Cord To Platform
- Tilt Alarm
- Descent Alarm
- Flash
- Horn
- Hour Meter
- Integral Integrated Special Drive Axle
For Construction Machinery
- 360° Continuous Turntable Rotation
- Positive Traction Four Wheel Drive
- Platform Load Sense System
- Fault Diagnosis System
- Operator Anti-crushing Protection System
- Harsh Environment Kits
- 12V DC Auxiliary Power
- Lithium Battery 80V/520Ah
- Driving Motor 18kW 3243rpm
- Lifting Motor 24kW 2150rpm



Telescopic
Boom-BT



Working
Height-30m



Jib



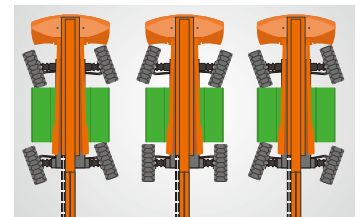
Electric-E



Rough
Terrain-RT



454kg-Heavy Load



Multiple Steering Modes



Anti Extrusion Device

ZHEJIANG DINGLI MACHINERY CO., LTD.

Address: No.188 Qihang Road,Deqing,Zhejiang P.R.C 313219

Telephone: +86(572)8681688

E-Mail: export@cndingli.com

[Https://en.cndingli.com](https://en.cndingli.com)

Due to continuous technology updates, technical parameters are subject to change without notice. This picture book is for reference only, the actual product shall prevail. The copyright is owned by zhejiang dingli, any content may not be copied for any purpose without written permission.

2022-10

