

AMWP8100

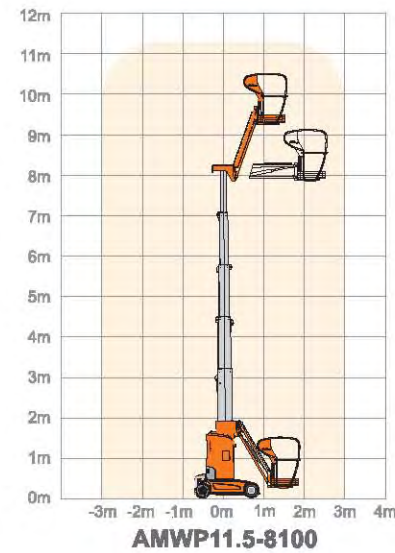
Self-Propelled Mast Lifts



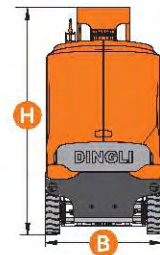
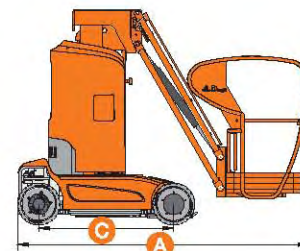
AMWP 11.5-8100



S.W.L	200kg
Max.Occupants	2
Max.Working Height	11.20m
Max.Platform Height	9.20m
Max.Horizontal Reach	3.00m
Up And Over Height	7.89m
A Overall Length	2.72m
B Overall Width	1.00m
H Overall Height	1.99m
Platform Size(Length/Width)	0.62m × 0.87m
Ground Clearance(Stowed)	0.06m
Ground Clearance(Raised)	0.019m
C Wheelbase	1.22m
Turning Radius(Inside/Outside)	0.23/1.65m
Turret Rotation	345°
Jib Movement	+70°/-60°
Drive Motors	24V/1.5kW
Lifting Motor	24V/3kW
Travel Speed(Stowed)	4.5km/h
Travel Speed(Raised)	0.5km/h
Up/Down Speed	70/50sec
Batteries	24V/240Ah
Integrated Charger	24V/30A
Gradeability	25%
Max.Working Slope	2.5°
Tyres	Φ381 × 127mm
Weight	2950kg



AMWP11.5-8100



Automatic Pothole Protection



345° Turret Rotation



Swing Out Components Cover



Tight Turning Radius

Standard Equipment

- Proportional Controls
- Self-lock Gate On Platform
- Automatic Pothole Protection
- Drivable At Full Height
- Platform Horizontal Outreach
- Non Marking Tyre
- 2WD
- Automatic Brake System
- Emergency Stop Button
- Emergency Lowering System
- Cylinder Holding Valve
- Onboard Diagnostic System
- Tilt Sensor With Alarm
- Horn
- Hour Meter
- Charger Protection
- Flashing Beacon
- Swing Out Components Cover
- 345° Turret Rotation
- All Motion Alarm

Options

- AC Power To Platform
- Overload Sensor With Alarm
- Platform Work Lights
- Airline To Platform

